



District Report Card: 2017


State: Delhi	District: South Delhi
Class: 8	Subject: Science
Schools: 50	Students: 1013


Participation/Coverage


Students

<div>GENDER</div> <div></div>	Boys				Girls			
	Number		%		Number		%	
	432		42.65		581		57.35	

<div>AREA</div> <div></div>	Rural				Urban			
	Number		%		Number		%	
	83		8.19		930		91.81	

<div>CATEGORY</div> <div></div>	SC		ST		OBC		GEN	
	Number	%	Number	%	Number	%	Number	%
	106	10.46	4	0.39	54	5.33	849	83.81

<div>CWSN</div> <div></div>	LD	VI	HI	S&LD	ID	Oth
	0	1	2	0	0	5

<div>Management</div> <div></div>	Government				Government-aided			
	Number		%		Number		%	
	994		98.12		19		1.88	

Average Performance of Students in Science (%)

Overall	Gender		Area		Management		Social Group			
	Male	Female	Rural	Urban	Govt.	Aided	SC	ST	OBC	GEN
31.63	30.86	32.20	32.21	31.58	31.65	30.53	31.76	35.00	32.47	31.54

Performance on Learning Outcomes (LOs)

Learning Outcomes	Description	Average Performance(%)
SCI703	Classifies materials and organisms based on properties/characteristics	31.64
SCI704	Conducts simple investigation to seek answers to queries	26.36
SCI705	Relates processes and phenomenon with causes	31.54
SCI708	Measures and calculates e.g., temperature; pulse rate; speed of moving objects; time period of a simple pendulum, etc.	24.48
SCI710	Plots and interprets graphs	29.54
SCI711	Constructs models using materials from surroundings and explains their working	17.96
SCI801	Differentiates materials, organism and processes	38.01
SCI804	Relates processes and phenomenon with causes	39.72
SCI805	Explains processes and phenomenon	26.10
SCI807	Measures angles of incidence and reflection, etc.	23.99
SCI811	Applies learning of scientific concepts in day-to-day life	32.91
SCI813	Makes efforts to protect environment	50.64

Range of Performance of Students who Answered Correctly							
Below 30%		30% - 50%		50% - 75%		Above 75%	
Number	%	Number	%	Number	%	Number	%
486	47.98	437	43.14	79	7.80	11	1.09

Lowest Performing Learning Outcomes (LOs)

- 1 - Constructs models using materials from surroundings and explains their working (17.96)
- 2 - Measures angles of incidence and reflection, etc. (23.99)
- 3 - Measures and calculates e.g., temperature; pulse rate; speed of moving objects; time period of a simple pendulum, etc. (24.48)
- 4 - Explains processes and phenomenon (26.10)
- 5 - Conducts simple investigation to seek answers to queries (26.36)